

Greenville County • Schools
eLearning
CRITICAL THINKING | CREATIVITY | COMMUNICATION | COLLABORATION | CHARACTER

7th Grade Orchestra eLearning


Patrick Murch

8am-3:15pm

pmurch@greenville.k12.sc.us

864-355-7045


Before you begin...



This icon signifies that you will need the Internet to complete the activity

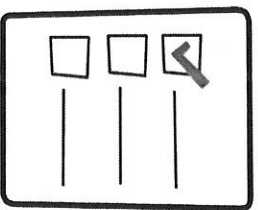



This icon signifies that you will not need the Internet to complete the activity




This icon signifies that you are to type a response into the text box

When you finish...



There is a checklist at the end of the day's assignments; use it to double-check that you have completed the assignments.

You are to do Option #2 only if you don't have your instrument.




Day 1-5 Option #1

Lesson Overview: Continuing to practice and work on our other songs for our Spring concert. We started working on "Legends of Glory" not as much in 2nd period but we read through it. I have created videos of you parts to help you learn it.

- Watch the videos on our webpage www.northwoodorchestra.com for your part.
- Practice "Legends of Glory" at a slow speed and listen carefully to intonation.
- Make sure your bow is at the balance point when you are playing eighth notes so they have a good spiccato bow stroke.
- Listen to the recording of "Legends of Glory" and play along with the recordings.
- <https://www.iwpepper.com/sheet-music/search.jsp?keywords=legends+of+glory>
- Record yourself playing the first page of the piece on FlipGrid.



Assignment Checklist (example)



Assignment	Finished
I played along with the recordings provided by Mr. Murch on the orchestra webpage and the youtube link	
Record yourself playing the first page on Flipgrid	

Days 1-5 Option #2 No Instrument Required




Lesson Overview: Counting rhythms. As we worked on in class, counting rhythms in music is very important. This assignment is labeling and counting rhythms using eighth note counting.

- Above all of the notes for "Cellos Ole!", draw the eighth note stems above all of the notes and rests. Be sure that the eighth note stems line up exactly under the correct beats.
- Under all of the notes and using the eighth note stems you drew in the music, write the counting under all of the notes. (1, &, 2, &, 3, &, 4, &)
- Take a picture or scan your completed page and submit it through google.classroom




Assignment Checklist



Assignment	Finished
I labeled all of the rhythms and counting for "Cellos Ole!"	
I sent my work by photo or scan of "Cellos Ole!" using google.classroom	





Days 6-10 Option #1


Lesson Overview: Continuing to practice and work on our other songs for our Spring concert. We performed "Highridge Overture" and "Canyon Sunset" but we want to make sure we are keeping these songs performance ready. Some measures will always need attention to keep the intonation good as well as playing in the correct part of the bow.



- Practice "Highridge Overture" and "Canyon Sunset" at a slow speed and listen carefully to intonation.
- Make sure your bow is at the balance point when you are playing eighth notes so they have a good spiccato bow stroke.
- Listen to the recording of "Highridge Overture" and "Canyon Sunset" and play along with the recordings.
 - <https://www.iwpepper.com/sheet-music/search.jsp?keywords=canyon+sunset>
 - <https://www.youtube.com/watch?v=4Y2lNhhPBH1o>
- Record yourself playing both pieces on FlipGrid. (Make two separate recordings)



Assignment Checklist



Assignment	Finished
I practiced "Highridge Overture" and "Canyon Sunset"	
I listened to the recordings of the songs.	
I recorded myself playing the full songs on FlipGrid	

Days 6-10 Option #2 No Instrument Required




Lesson Overview: Using the method of counting eighth notes we did in Day 1-5 assignment label and count the rhythms using eighth note counting for all of the notes for “Highridge Overture”. Draw the eighth note stems above all of the notes and rests. Be sure that the eighth note stems line up exactly under the correct beats.



- Under all of the notes and using the eighth note stems you drew in the music, write the counting under all of the notes. (1, &, 2, &, 3, &, 4, &)
- Take a picture or scan your completed page and submit it through google.classroom



Assignment Checklist



Assignment	Finished
I labeled all of the rhythms and counting for "Highridge Overture"	
I sent my work by photo or scan of "Highridge Overture" using google.classroom	



Legends of Glory

Kathryn Griesinger

Maestoso ♩ = 92

1 2 3 4 5 6 7

8 9 10 11 12

13 14 15 16 17

18 19 20 21 22

23 24 25 26 27 28

29 30 31 32 33

34 35 36 37 38

39 40 41 42 43 44 45

46 47 48 49 50 51 52

53 54 55 56 57 58

pp *f* *mf* *p* *mp*

L2 *L1*

(stay) **57**

Violin I

59 60 61 62 63

64 65 66 67 68

69 70 71 72 73

f pizz. arco pizz. arco

74 75 76 77 78 79

pizz. arco *mp* *fp* *f*

80 81 82 83

84 85 86 87

mf

88 89 90 91 92

ff *f*

93 94 95 96 97 98

99 100 101 102 103 104

ff

105 106 107 108 109

rit.

Legends of Glory

Kathryn Griesinger

Maestoso $\text{♩} = 92$

9 *pp* *f*

10 *mf*

17 *f*

25 *mp* pizz.

27 *mf* arco

33 *f*

38 *p*

49 *mp*

57 *mf*

Any reproduction, adaptation or arrangement of this work in whole or in part without the consent of the copyright owner constitutes an infringement of copyright.

Copyright © 2016 Wingert-Jones Publications, Exton, PA 19341

International Copyright Secured. Made in U.S.A. All Rights Reserved.

Violin II

59 60 61 62 63 64

Musical staff 59-64: Treble clef, key signature of one sharp (F#). Measures 59-62 contain quarter and eighth notes. Measure 63 has a fermata over a quarter note. Measure 64 has a quarter note.

65 66 67 68

69

ff *f*

Musical staff 65-68: Treble clef, key signature of one sharp. Measures 65-67 contain eighth notes. Measure 68 contains sixteenth notes with accents. A box containing the number 69 is above measure 68. Dynamics *ff* and *f* are below the staff.

pizz. arco pizz. arco pizz.

70 71 72 73 74

Musical staff 70-74: Treble clef, key signature of one sharp. Measures 70-71 are marked *pizz.* and *arco*. Measures 72-73 are marked *pizz.* and *arco*. Measure 74 is marked *pizz.*

arco

75 76 77 78

mp *fp* *f*

79

Musical staff 75-78: Treble clef, key signature of one sharp. Measure 75 is marked *arco* and *mp*. Measure 76 is marked *fp*. Measure 77 is marked *f*. Measure 78 contains sixteenth notes with accents and a box containing the number 79.

80 81 82 83 84

Musical staff 80-84: Treble clef, key signature of one sharp. Measures 80-81 contain quarter notes. Measure 82 contains eighth notes. Measure 83 contains quarter notes with a *V* marking. Measure 84 contains quarter notes.

85 86 88 89

87

mf

Musical staff 85-89: Treble clef, key signature of one sharp. Measures 85-86 contain quarter notes. Measure 87 is marked with a box containing the number 87. Measures 88-89 contain quarter notes with a slur. Dynamics *mf* is below the staff.

90 91 92 94

93

ff *f*

Musical staff 90-94: Treble clef, key signature of one sharp. Measures 90-91 contain eighth notes. Measure 92 contains sixteenth notes with accents and a box containing the number 93. Measure 94 contains quarter notes. Dynamics *ff* and *f* are below the staff.

95 96 97 98 99

Musical staff 95-99: Treble clef, key signature of one sharp. Measures 95-96 contain quarter notes. Measure 97 contains eighth notes. Measure 98 contains quarter notes with a *V* marking. Measure 99 contains quarter notes.

100 102 103 104

101

ff

Musical staff 100-104: Treble clef, key signature of one sharp. Measures 100-101 contain eighth notes. Measure 102 contains quarter notes. Measure 103 contains quarter notes with a box containing the number 101. Measure 104 contains quarter notes. Dynamics *ff* is below the staff.

105 106 107 108 109

rit.

p

Musical staff 105-109: Treble clef, key signature of one sharp. Measure 105 is marked *rit.*. Measure 106 contains sixteenth notes with accents and a *H3* marking. Measure 107 contains sixteenth notes with accents. Measure 108 contains quarter notes with a *V* marking. Measure 109 contains quarter notes with a *p* marking.

Legends of Glory

Kathryn Griesinger

Maestoso ♩ = 92

8

p 2 3 4 5 6 7 8 *f*

9

10 11 12 13 14

17

15 16 17 18 19 20 *mf*

25

21 22 23 24 25 26 *mp* pizz.

arco

27 28 29 30 31 32 *mf* arco

33

34 35 36 37 38 *f*

41

39 40 41 42 43 44 45 *p*

49

46 47 48 49 50 51 52 *mp*

Viola

53 *mf* 54 55 56 *mf* 58

59 60 61 62 63 64

65 66 67 68 *ff* *f* 69

70 *pizz.* *arco* *pizz.* *arco* *pizz.* 71 72 73 74

75 *mp* 76 77 *fp* 78 *f* 79

80 81 82 83 84 85

86 *mf* 88 89 90 91 *ff* 87

92 *f* 94 95 96 97 93

98 99 100 102 103 *ff* 104 101

105 106 107 108 109 *p* *rit.*

Cellos Ole!

Option #2

CELLO

Richard Meyer

Maestoso

1 + 2 + 3 +
ff
2
3
4
5
simile
rit.

6
f
7 **Andante**
8
9
10 *off string*
slide
11
12
13
14
15
16
17
18
19
20
21
22
cresc. e rit.

23 *a tempo*
24
25
26
27
28
29
30
31 **Allegretto**
32
33
34
35
36
37
f

HIGHRIDGE OVERTURE

1st VIOLIN

Option #2

by Elliot A. Del Borgo

With vigor

f 1 + 2 + 3 + 4 + 1 + 2 + 3 + 4 +

9

17

25

31

40

p

5 mute

mf cant.

47

mf